

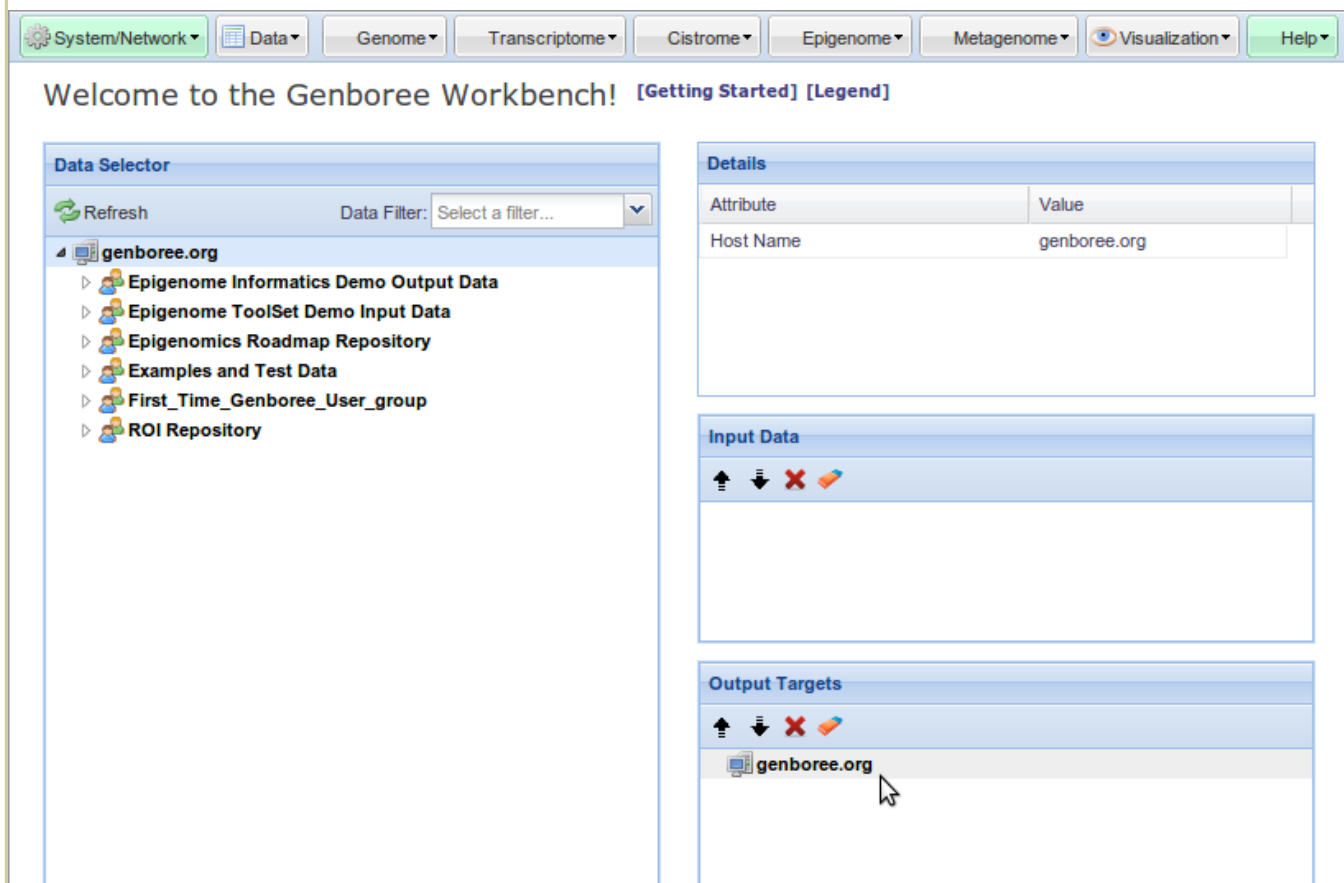


How do I create a new Genboree Group?

1. Go to <http://www.genboree.org>
 - Log in if necessary
2. Click on the 'Workbench' tab or directly visit the Workbench <http://genboree.org/java-bin/workbench.jsp>
3. Drag the  *Host* to the Output Targets window
 - For most users this will be 'genboree.org'
4. Select System/Network » Groups » Create Group
5. Enter a Group Name
 - Optionally enter a Description
6. Click *Submit*
7. Click *Refresh* to see your newly created Genboree  *Group* in the Data Selector window

Drag the *Host* to the Output Targets window



The screenshot shows the Genboree Workbench interface. At the top, there is a navigation bar with tabs for System/Network, Data, Genome, Transcriptome, Cistrome, Epigenome, Metagenome, Visualization, and Help. Below the navigation bar, a welcome message reads "Welcome to the Genboree Workbench! [Getting Started] [Legend]".

The interface is divided into two main panels. On the left is the "Data Selector" panel, which contains a "Refresh" button and a "Data Filter" dropdown menu. Below these, a tree view shows a list of data sources under the "genboree.org" host, including "Epigenome Informatics Demo Output Data", "Epigenome ToolSet Demo Input Data", "Epigenomics Roadmap Repository", "Examples and Test Data", "First_Time_Genboree_User_group", and "ROI Repository".

On the right is the "Details" panel, which displays a table with two columns: "Attribute" and "Value". The table contains one row: "Host Name" with the value "genboree.org". Below the details panel are two sections: "Input Data" and "Output Targets". Both sections have a header bar with icons for up/down arrows, a red X, and a blue pencil. The "Output Targets" section shows a single entry for "genboree.org" with a mouse cursor hovering over it.

Select System/Network » Groups » Create Group

System/Network | Data | Genome | Transcriptome | Cistrome | Epigenome | Metagenome | Visualization | Help

Welcome to the Genboree Workbench! [Getting Started] [Legend]

- User Profile
- Groups
- Hosts
- Jobs
- Request Feature
- Epigenome In
- Epigenome To
- Epigenomics
- Examples and
- First_Time_G
- ROI Repository

Create Group
 Create a new group.

Edit Group Info
 Delete Group
 Add Existing User To Group
 Add New User To Group
 Update Roles
 Copy Users
 Message to Group

Attribute	Value
Host Name	genboree.org

Input Data

Output Targets

genboree.org

Enter a Group Name, Click Submit

System/Network | Data | Genome | Transcriptome | Cistrome | Epigenome | Metagenome | Visualization | Help

Welcome to the Genboree Workbench! [Getting Started] [Legend]

Data Selector

Refresh

- genboree.org
- Epigenom
- Epigenom
- Epigenom
- Examples
- First_Tim
- ROI Repo

Tool Settings

Help: Create Group

Tool Overview

Target Host For Creating Group:

Host: genboree.org

Settings

Group Name: New__Genboree__Group

Description: New Group for FAQ

Submit | Cancel

Click OK

System/Network | Data | Genome | Transcriptome | Cistrome | Epigenome | Metagenome | Visualization | Help

Welcome to the Genboree Workbench! [Getting Started] [Legend]

Data Selector

Refresh Data Filter: Select a filter...

genboree.org

- Epigenome
- Epigenome
- Epigenome
- Example
- First_Ti
- ROI Rep

Job Submission Status

Create Group

Job Id: *wbLocal-createGroup-pKrvtE-8369*

The group has been successfully created.

If you have questions, please contact genboree_admin@genboree.org for assistance.

OK

Details

Attribute	Value
Host Name	genboree.org

Output Targets

genboree.org

Click Refresh to see your newly created Genboree Group in the Data Selector window

System/Network | Data | Genome | Transcriptome | Cistrome | Epigenome | Metagenome | Visualization | Help

Welcome to the Genboree Workbench! [Getting Started] [Legend]

Data Selector

Refresh Data Filter: Select a filter...

Refresh the Tree

Use this button to refresh the resource tree to show any newly created resources.

Or, you can refresh an individual resource in the tree by double clicking on it.

genboree.org

- Epigenome
- Epigenome
- Epigenome
- Example
- First_Time_Genboree_User_group
- ROI Repository

Details

Attribute	Value
Host Name	genboree.org

Input Data

Output Targets

genboree.org

Your new Group is visible in the Data Selector window

System/Network | Data | Genome | Transcriptome | Cistrome | Epigenome | Metagenome | Visualization | Help

Welcome to the Genboree Workbench! [\[Getting Started\]](#) [\[Legend\]](#)

Data Selector

Refresh Data Filter: Select a filter...

- genboree.org
 - Epigenome Informatics Demo Output Data
 - Epigenome ToolSet Demo Input Data
 - Epigenomics Roadmap Repository
 - Examples and Test Data
 - First_Time_Genboree_User_group
 - New_Genboree_Group**
 - ROI Repository

Details

Attribute	Value
Name	New_Genboree_Group
Description	New Group for FAQ
Role	administrator

Input Data

↑ ↓ ✕ ✎

Output Targets

↑ ↓ ✕ ✎

- genboree.org