

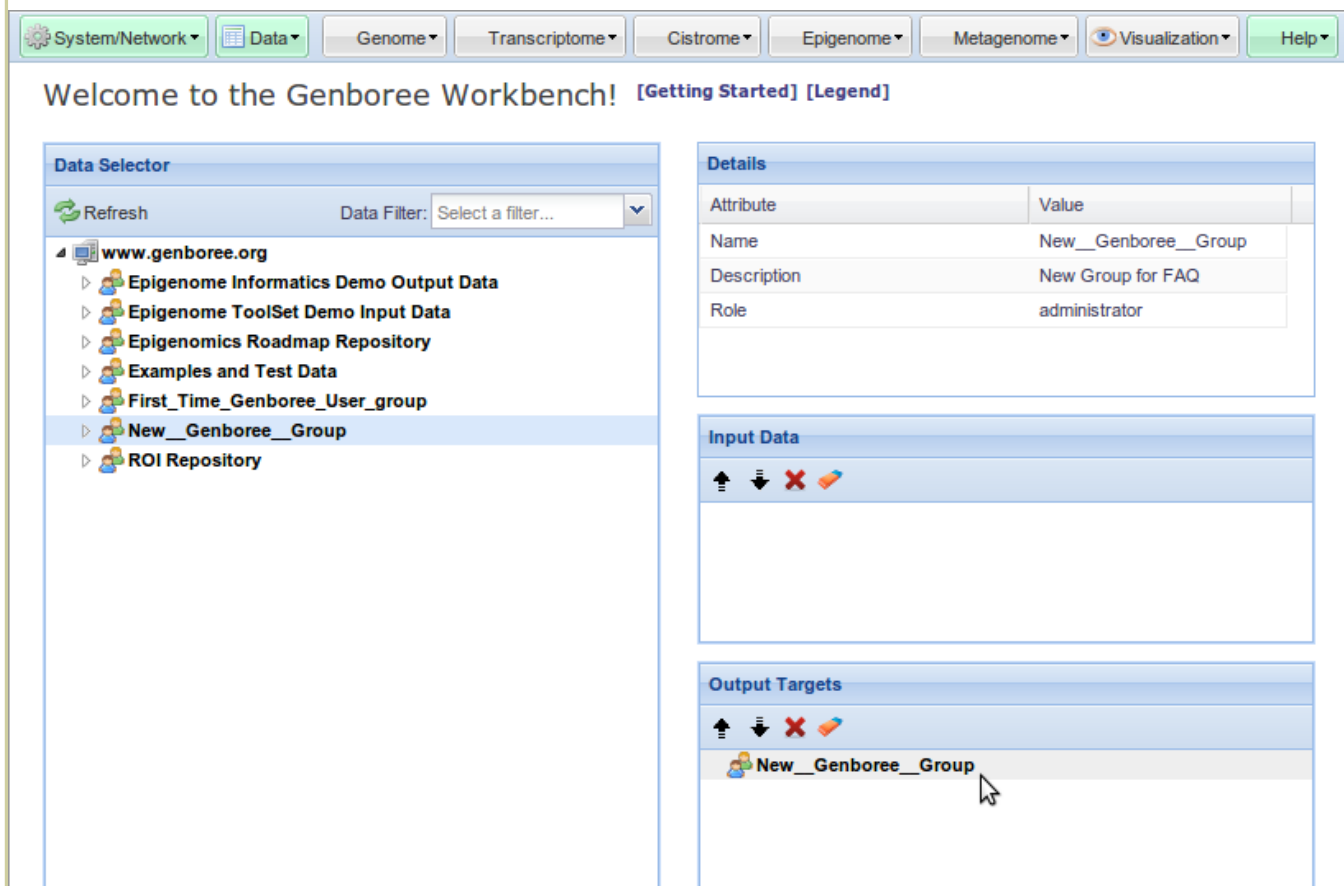


## How do I create a new Genboree Project?

1. Go to <http://www.genboree.org>
  - Log in if necessary
2. Click on the 'Workbench' tab or directly visit the Workbench <http://genboree.org/java-bin/workbench.jsp>
3. Drag the  *Group* to the Output Targets window
  - If you wish to create a new Genboree Group please visit the [How to Create a Group FAQ](#)
4. Select Data » *Projects* » *Create Project*
5. Enter a Project Name
  - Optionally enter a Title and Description
6. Click *Submit*
7. Click *Refresh*
8. Expand your *Group* to see your newly created  *Project*

Drag the  *Group* to the Output Targets window



The screenshot shows the Genboree Workbench interface. At the top, there are navigation tabs: System/Network, Data, Genome, Transcriptome, Cistrome, Epigenome, Metagenome, Visualization, and Help. Below the tabs, a welcome message reads "Welcome to the Genboree Workbench! [Getting Started] [Legend]".

The interface is divided into four main panels:

- Data Selector:** Contains a Refresh button, a Data Filter dropdown (set to "Select a filter..."), and a tree view of data sources. The tree is expanded to show "New\_Genboree\_Group" selected.
- Details:** A table showing attributes for the selected group.
- Input Data:** A panel with icons for up/down arrows, delete, and add, but it is currently empty.
- Output Targets:** A panel with the same icons as Input Data, and it contains the "New\_Genboree\_Group" entry, which is being highlighted by a mouse cursor.

Attribute	Value
Name	New_Genboree_Group
Description	New Group for FAQ
Role	administrator

Select Data » *Projects* » *Create Project*

System/Network | Data | Genome | Transcriptome | Cistrome | Epigenome | Metagenome | Visualization | Help

Welcome to the Genboree Workbench! [Getting Started] [Legend]

**Data Selector**

- Refresh
- www.genboree.org
- Epigenome
- Epigenome
- Epigenome
- Examples and Test Data
- First\_Time\_Genboree\_User\_group
- New\_Genboree\_Group**
- ROI Repository

**Projects**

- Create Project

**Details**

Attribute	Value
Name	New_Genboree_Group
Description	New Group for FAQ
Role	administrator

**Input Data**

**Output Targets**

- New\_Genboree\_Group

Enter a Project Name, Click Submit

System/Network | Data | Genome | Transcriptome | Cistrome | Epigenome | Metagenome | Visualization | Help

Welcome to the Genboree Workbench! [Getting Started] [Legend]

**Tool Settings**

### Help: Create Project

**Target Group:**

**Group:** *New\_Genboree\_Group*

**Settings**

**Project Name:**

**Project Title:**

**Project Description:**

System/Network Data Genome Transcriptome Cistrome Epigenome Metagenome Visualization Help

Welcome to the Genboree Workbench! [Getting Started] [Legend]

**Data Selector**

Refresh Data Filter: Select a filter...

- www.genboree.org
- Epigenome
- Epigenome
- Epigenome
- Example
- First\_Ti
- New\_G
- ROI Rep

**Details**

Attribute	Value
Name	New_Genboree_Group
Description	New Group for FAQ

**Job Submission Status**

### Create Project

**Job Id:** `wbLocal-createProject-t7dqDA-8559`

The project has been successfully created.

If you have questions, please contact [genboree\\_admin@genboree.org](mailto:genboree_admin@genboree.org) for assistance.

**Output Targets**

- New\_Genboree\_Group

Click Refresh

System/Network Data Genome Transcriptome Cistrome Epigenome Metagenome Visualization Help

Welcome to the Genboree Workbench! [Getting Started] [Legend]

**Data Selector**

Refresh Data Filter: Select a filter...

- www.genboree.org
- Epigenome Refresh the Tree
- Epigenome Use this button to refresh the resource tree to show any newly created resources.
- Epigenome Or, you can refresh an individual resource in the tree by double clicking on it.
- Example
- First
- New\_Genboree\_Group
- ROI Repository


**Details**

Attribute	Value
Name	New_Genboree_Group
Description	New Group for FAQ
Role	administrator

**Input Data**

**Output Targets**

- New\_Genboree\_Group

Expand your Group to see your newly created  Project

System/Network Data Genome Transcriptome Cistrome Epigenome Metagenome Visualization Help

### Welcome to the Genboree Workbench! [\[Getting Started\]](#) [\[Legend\]](#)

#### Data Selector

Refresh Data Filter: Select a filter...

- www.genboree.org
  - Epigenome Informatics Demo Output Data
  - Epigenome ToolSet Demo Input Data
  - Epigenomics Roadmap Repository
  - Examples and Test Data
  - First\_Time\_Genboree\_User\_group
  - New\_Genboree\_Group
    - Databases
    - Projects
      - New\_Genboree\_Project**
  - ROI Repository

#### Details


Attribute	Value
View Link	<a href="#">Link to Project</a>
Group	New_Genboree_Group
Name	New_Genboree_Project

#### Input Data

↑ ↓ ✕ ✎

#### Output Targets

↑ ↓ ✕ ✎

-  New\_Genboree\_Group